MERCURY MARINER

service bulletin

☑ WARRANTY INFORMATION ☐ SERVICE INFORMATION
☐ PARTS INFORMATION

Bulletin No. 2002-06

Circulate to: ☑ Sales Manager ☐ Accounting ☑ Service Manager ☑ Technician ☑ Parts Manager

Discharged Battery Following Periods of Extended Non-Use - 75/90 (4-Stroke)

Models Affected

MERCURY/MARINER

2002 Model Year

75/90 (4-Stroke)

S/N 0T416815 thru 0T445963

S/N 0T448964 thru 0T514337

S/N 0T515038 thru 0T552004

Situation

An affected outboard may experience a slow crank or no crank (will not start) condition if not used for an extended period of time, typically 2 - 3 months. This is particularly true in installations that utilize a battery at or near the minimum recommended battery rating (see chart below). Outboards displaying this symptom should have the voltage regulator/rectifier replaced.

Battery Rating – Minimum Operation Above 32º F (0º C) Operation Below 32º F (0º C) Ampere-Hours (Ah)	 465 Marine Cranking Amps. (MCA) or 350 Cold Cranking Amps (CCA) 1000 Marine Cranking Amps (MCA) or 750 Cold Cranking Amps (CCM) 70 - 100

THE INFORMATION IN THIS DOCUMENT IS CONFIDENTIAL AND PROTECTED BY COPYRIGHT AND IS THE PROPERTY OF MERCURY MARINE.

This document is provided for the sole and exclusive use of the original recipient as prescribed by Mercury Marine and may not be distributed or copied, digitally or otherwise, without the prior written consent of Mercury Marine.

Printed in U.S.A. - © 2002, Mercury Marine
provided by http://www.crowleymarine.com

Inspection

Inspect the voltage regulator/rectifier of affected units during pre-delivery inspection or any time an affected outboard is brought in for other service/maintenance work. The chart below identifies when the voltage regulator should be replaced.

Part Number	Sleeve Color	Printed I.D.	Comment
804278T	Black	32	Do Not Replace
804278T 1	Black	48	Replace
804278T11	Gray	53	Do Not Replace

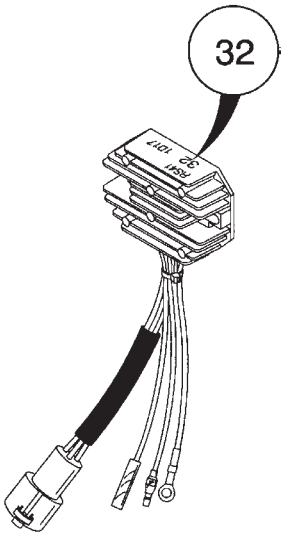

00043



00042

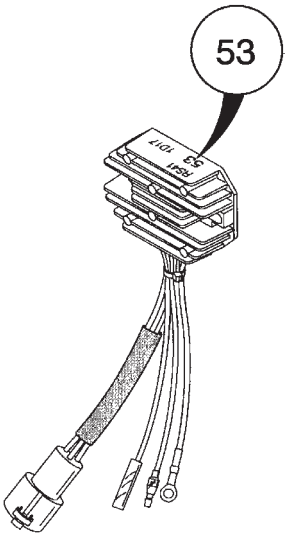

00044

Correction

IMPORTANT: Refer to outboard service manual for proper voltage regulator/rectifier replacement procedures.

Replace voltage regulator/rectifier assemblies that have an I.D. stamp “48” with a black sleeve around the 3-pin wiring harness, as shown in the above chart.

THE INFORMATION IN THIS DOCUMENT IS CONFIDENTIAL AND PROTECTED BY COPYRIGHT AND IS THE PROPERTY OF MERCURY MARINE.

This document is provided to be used for solely and exclusively by the original recipient and as prescribed by Mercury Marine and may not be distributed or copied, digitally or otherwise, without the prior written consent of Mercury Marine.

provided by http://www.crowleymarine.com

Owner Notification

Dealers may contact any customer/owner of an affected outboard for inspection/replacement of the voltage regulator/rectifier, particularly if the outboard is known to be infrequently used. Outboard/boat packages that are used on a regular basis and are placed into storage in accordance with the directions in the owner's manual are not likely to experience this symptom. Refer to the outboard owner's manual "Storage Preparation" section. Likewise, if the boat is equipped with a battery switch and that switch is turned to the "OFF" position during extended storage the symptom will not likely occur.

Repair Identification

Outboards within the serial number range listed that have been reworked are identified by:

- Factory – A black dot sticker applied on the outboard serial number label on the shipping carton.
- Factory/Dealer – A gray colored sleeve around the voltage regulator/rectifier 3-pin wiring harness and a printed number "53" located on the top of the voltage regulator/rectifier housing.

Dealer Outboard Inventory

Affected outboards in dealer inventory should have the voltage regulator/rectifier replaced prior to customer delivery.

Dealer Parts Inventory

USA customers: Return any 804278T1 voltage regulator/rectifiers in your inventory using the Mercury Precision Parts UNDER 30 DAYS RETURNS PROGRAM. You may use the form on the back of any parts and accessories packing list. Please note on the form that the return is part of Service Bulletin 2002-06. All returns must be sent freight prepaid to:

Mercury Marine

Attn: Return Goods – Service Bulletin 2002-06

W6250-22A Pioneer Road

Fond du Lac, WI 54935

Non-USA customers: Return any 804278T1 voltage regulator/rectifiers to the appropriate distribution center for credit. Follow the normal return parts procedure. Please make reference to Service Bulletin 2002-06.

THE INFORMATION IN THIS DOCUMENT IS CONFIDENTIAL AND PROTECTED BY COPYRIGHT AND IS THE PROPERTY OF MERCURY MARINE.

This document is provided to be used for solely and exclusively by the original recipient and as prescribed by Mercury Marine and may not be distributed or copied, digitally or otherwise, without the prior written consent of Mercury Marine.

provided by http://www.crowleymarine.com

Parts Required

Qty. 1 P/N 804278T11 Voltage Regulator/Rectifier

Warranty

Mercury Marine will credit the dealer for the cost of parts and labor for two years from the issuance of this bulletin. Please note the month and year located at the lower left corner of the front page of this document.

Complete warranty claim listing:

- Outboard serial number
- Qty. 1 P/N 804278T11 Voltage Regulator/Rectifier.
- One (1.0) hour labor.
- Warranty Flat Rate Code – SB10
- Part Code – 330
- Failure Code – 00

US & Canada – Tag and hold parts for 60 days after the warranty credit is received.

International – Hold parts for inspection/disposal by a Marine Power International technical representative.

THE INFORMATION IN THIS DOCUMENT IS CONFIDENTIAL AND PROTECTED BY COPYRIGHT AND IS THE PROPERTY OF MERCURY MARINE.

This document is provided to be used for solely and exclusively by the original recipient and as prescribed by Mercury Marine and may not be distributed or copied, digitally or otherwise, without the prior written consent of Mercury Marine.

provided by http://www.crowleymarine.com